

Gallatin Police Department

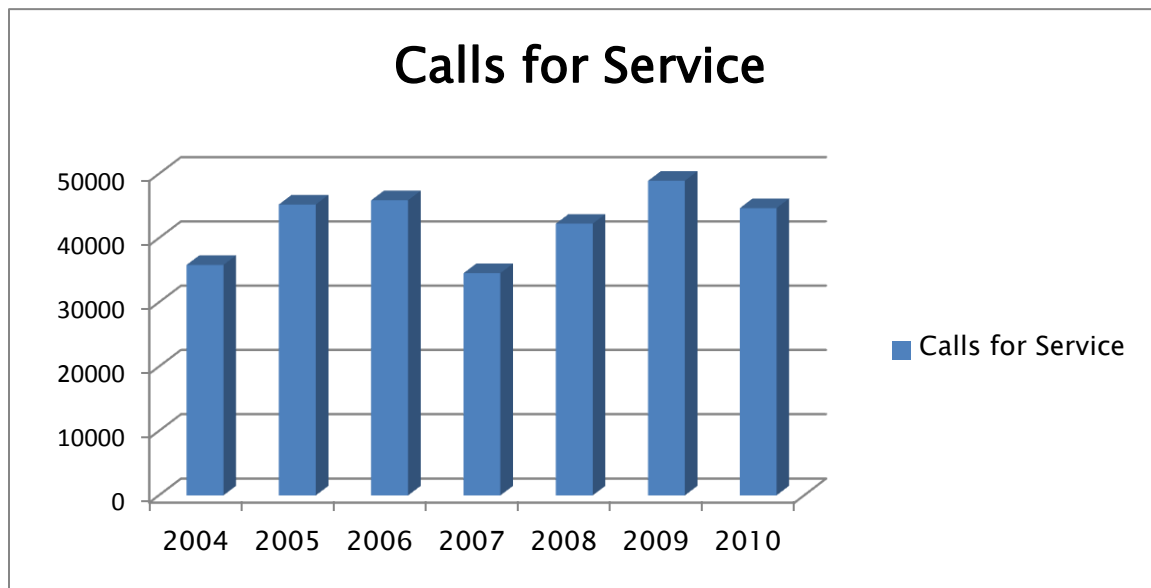


2010 Annual Report

OPERATIONS DIVISION

- The Patrol Division is directed by Lt. Don Bandy and has forty three sworn officers with two K-9 units and two public service officers.
- The Patrol Division is primarily a law enforcement operation and embraces much more than just patrolling. It is a generalized function in which officers engage in a wide variety of activities, including but not limited to, enforcing traffic and criminal law, answering complaints, conducting investigations, community relations, transporting prisoners, crime prevention activities, etc. During 2010, the department responded to 44,671 calls for service.

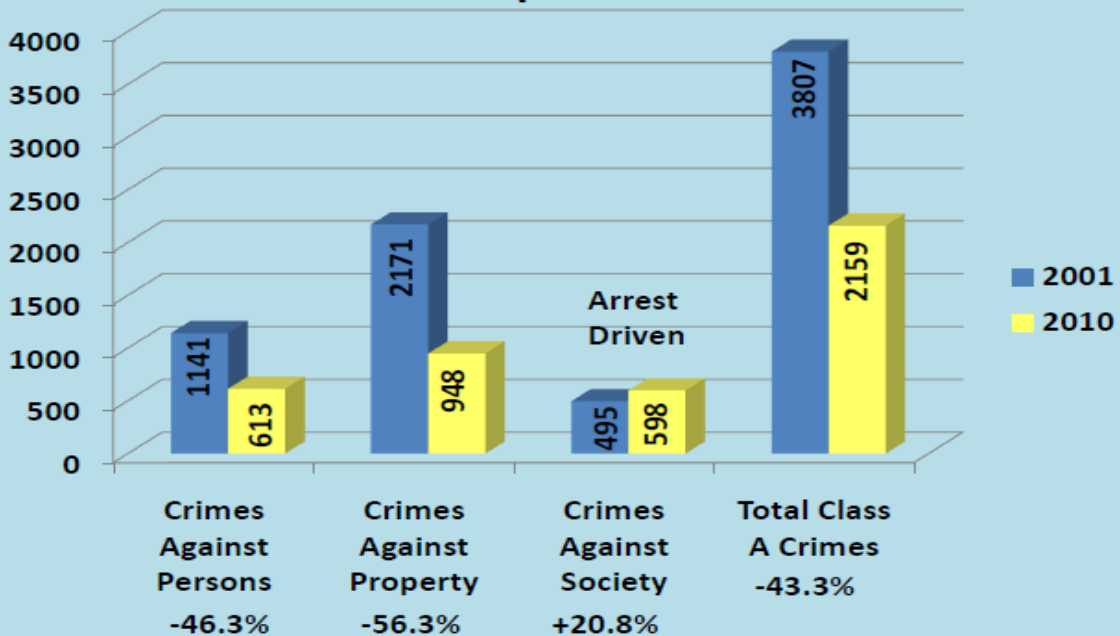
	2004	2005	2006	2007	2008	2009	2010
Calls for Service	35815	45226	45889	34540	42241	48930	44671



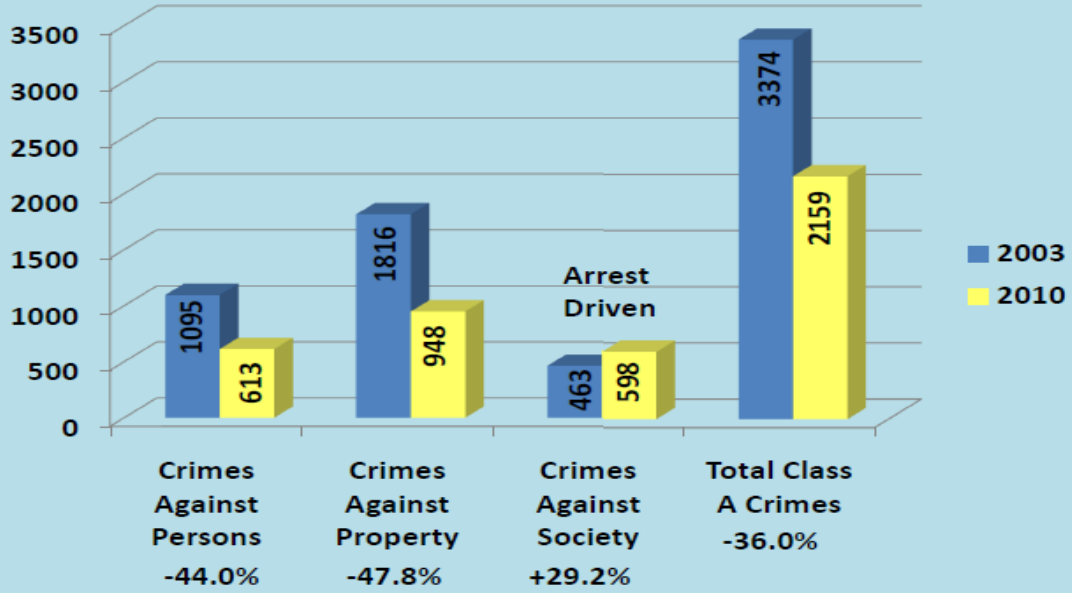
Year to Year Crime Comparison 2010 Compared to 2009



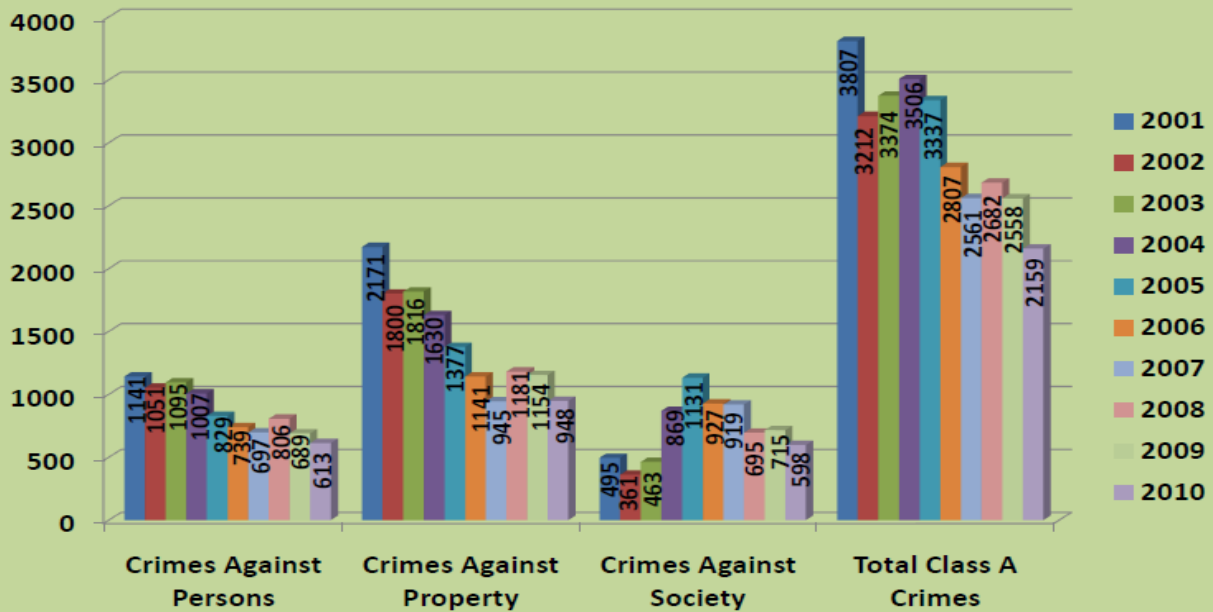
Ten Year Crime Comparison 2010 Compared to 2001



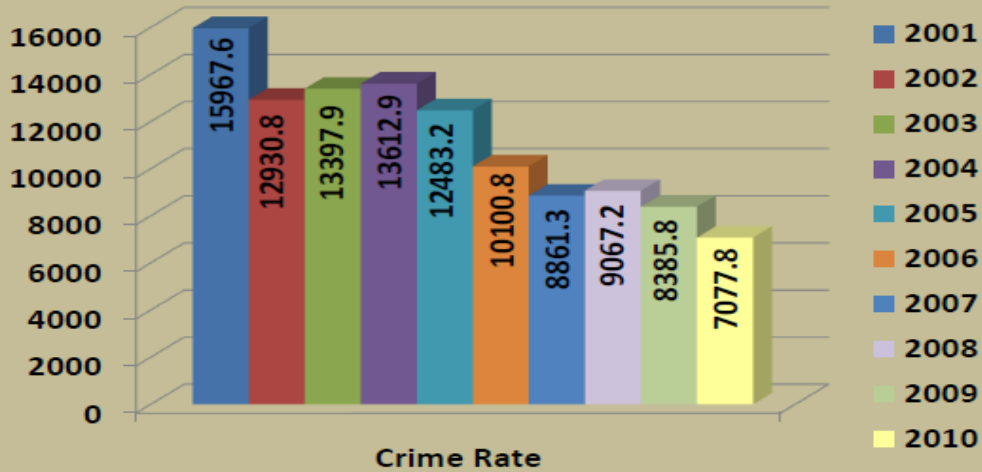
Eight Year Crime Comparison 2010 Compared to 2003



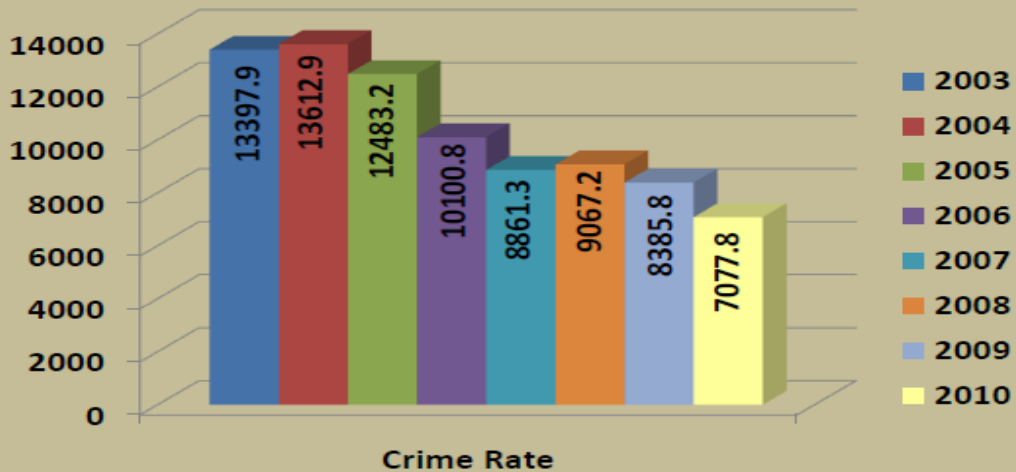
Year to Year Crime Comparison 2001 thru 2010



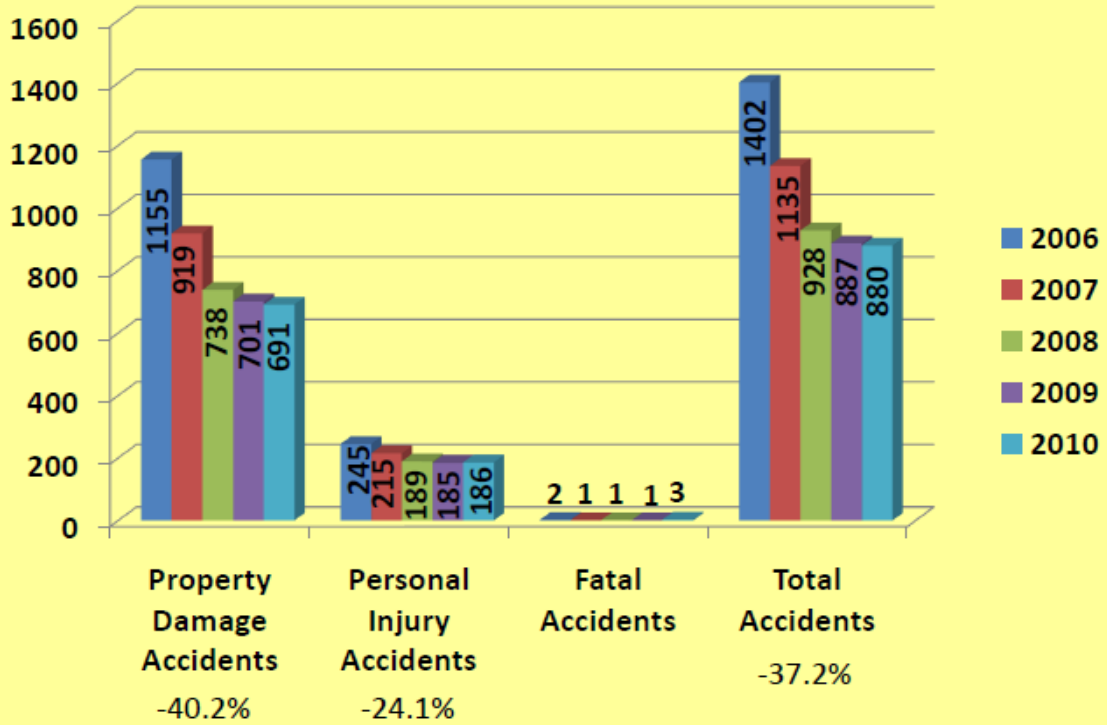
Crimes per 100,000 Year to Year Comparison
Overall Total Decrease – 55.7% from 2001 to 2010
Total Decrease of 48.0% from 2004 to 2010



Crimes per 100,000 Year to Year Comparison
Overall Total Decrease – 47.2% from 2003 to 2010
Total Decrease from Highest Year (2004) – 48.0%



Year to Year Accident Comparison 2006-2010



Traffic Division

The traffic division had a successful year in the department's efforts of pro-actively reducing crashes, creating a visible presence throughout the community, and educating the public in traffic safety. The year concluded with an overall reduction in traffic crashes, increased number of sobriety checkpoints, and a significant number of traffic education events. The traffic division has an ongoing relationship with Sumner County DUI Probation Class, Department of Human Services, and the Sumner County School System, which provides an audience for the traffic division to educate members of the community about traffic safety. The Gallatin Police Department placed third in the state in the overall traffic safety program. Below, are the yearend traffic statistics for the department (per the final Compstat report of 2010):

<u>Motor Vehicle Crashes</u>	<u>2010</u>	<u>2009</u>	<u>% Change</u>
Property Damage	691	704	-2 %
Personal Injury	186	189	-2 %
Fatal	3	1	200 %
Total	880	894	-2 %

<u>Enforcement</u>	<u>2010</u>	<u>2009</u>	<u>% Change</u>
Traffic Citations	26128	30388	-14 %
DUI Arrests	267	288	-7 %
DL Offense Arrests	1453	1775	-18 %

<u>High Visibility Campaigns</u>	<u>Sobriety Checkpoints</u>
4	8

The statistical data revealed that there was a significant reduction in the enforcement of traffic related laws by the department throughout the year; however there was also an overall reduction in traffic crashes investigated by the department. Both of these reductions are associated with the department's past and current vigilant efforts in traffic safety.

Bike Patrol

- Bike Patrol units were assigned to Zone 4 and continued to run operations from the Shalom Zone for another increase of police presence within the community.
- The Bike Patrol unit added Officer Kevin Thomas and in 2010 he went through the International Police Mountain Bike Association Police Cyclist School to become a certified bike patrol officer.
- The A squad unit rode in all areas of the city and focused on assisting zone units with problem areas. The bike patrol assisted with saturating high crime areas with police presence after thefts and other problems had occurred.
- Currently the unit is inactive due to staffing issues.

Reserves

Through the 2010 year, the Gallatin Police Department hired two Reserve Officers to become full-time officers. One cadet was hired by the Hendersonville Police Department as a full-time officer. Of the five cadets that were left from the 2010 Reserve Academy, one more has opted to pay for his own way in the Walter State Police Academy to seek his certification as a police officer. Reserve Officer Austin McCurry was also lost to the Sumner County Sheriff's Office as a full-time officer.

Currently the Reserve Unit consists of three Special Reserve Officers that assist the Unit and Department with special assignments such as defensive tactics and traffic control details. The Reserve Unit also has three EMS Reserve Officers that work closely with the Sumner County ERT and Gallatin Police Department STING teams to assist in emergency medical treatment of the team members and suspects/victims of crimes. There is one inactive Reserve Officer that is currently on military deployment, and there are currently ten regular Reserve Officers assigned to the Reserve Police Unit.

In 2010 the Gallatin Police Department's Reserve Unit had a total of 3,866.75 contact hours with Reserve Officers. This is up from 2,653 in 2009. These hours include 1,521.25 hours of training, 543.25 hours of special events, 93 hours of other activity and 1,709.25 hours of patrol.

During the 2010 year, the Reserve Unit lost five officers. This left a balance of ten regular Reserve Officers, three EMS Reserves and three Special Reserves.

K-9 Report

- Overall for the year the K-9 units had a very productive year. Due to the utilization of the K-9 there were 124 narcotic related arrests made for this year.
- The two K-9 units conducted a total of 330 car sniffs. There were 10 vehicles seized and 9 weapons recovered for the year.
- There was a significant increase in money seized as compared to 2009.
- The K-9 teams assisted in the seizure of \$6,457.72.
- K-9 teams conducted 447 consent searches for this year.
- The K-9 teams came into contact with 777 different vehicles during 2010.

Technical Services Division

The Technical Services Division consists of Training, Crime Prevention, Information Technology, Dispatch Communications, and Fleet Maintenance. A recently implemented General Sessions Court Liaison Program also falls under the responsibility of Technical Services.

The information listed below is an overview of the unit's accomplishments.

Crime Prevention

- Established additional Neighborhood Watch programs in needed areas
 - Established a watch program at Christian Towers
 - Established a watch program at The Manor
 - Established a watch program at The Oaks Apartments
 - Established a watch program at Chapel Ridge Apartments
 - There are now 12 neighborhood watch groups in Gallatin

- Meet or contact all current block captains monthly and see what we can do to help them improve their watch programs.
 - Sgt. Vahldiek and Officer Jones attended at least one meeting with each neighborhood watch group and had zone officers to attend other meetings in order for the neighborhoods to get to know their assigned officers.

- Taught a block of instruction at the Domestic Assault Offenders' court class
 - Instructed 4 separate classes
 - Instructed a course for Cedar Ridge Church's life development course on domestic violence

- Conducted work place violence prevention lectures for city employees and for the Social Security Office and for all departments in city hall.

- Conducted CPTED Security surveys for each department at city hall.
 - The City Recorders office made the recommended changes
- Conducted classes for teller safety at Commerce Union Bank and American Security Bank and Trust
- Implemented the Tazer the Safety Cat program
 - Tazer appeared at all of the city's elementary schools for various events throughout the year such as bike and safety helmet giveaways
 - Tazer appeared at the Sumner County Anti-Drug Coalition Rodeo, both square events, and various other community programs
 - The unit researched and developed the new TAZER mascot coloring books which are being used as community outreach programs aimed at entertaining young school aged children while conducting a variety of safety awareness programs to the youth of Sumner County. This program is new and we currently have two other small prizes/ give away items that go with the program (Stress Doughnuts and the Tazer magnets).
 - Conducted and Participated in 47 Tazer the Safety Cat events
- Conducted 246 crime prevention events during 2010. These events include but are not limited to bike helmet safety giveaways, DUI prevention classes at high schools and community festivals, and school presentations on safety and crime prevention, along with the new TAZER mascot, for safety lessons at elementary schools.

One of the highlights of the year was the success of the annual Shop with a Cop and Firefighter Event. All members of the Technical Services Division worked together to hold this event. We assisted the Leisure Services Department with the annual Santa Classic golf tournament which raised \$4,542.00 towards the funds to be utilized for the shopping date. In all we raised over \$13,592.00 which provided Christmas gifts for 104 children and 35 elderly residents of Brandywood Retirement Home.

Training

- The annually required, POST mandated, in-service training has been streamlined into one week for all employees and is completed for all required employees during one week each quarter of the year. This allows for easier scheduling of officers by their shift supervisors and as such is not a drain on the department's manpower during one set month. This also allows for newly hired or lateral transfer officers to be able to attend. In 2010 we also started implementing on-line training for the yearly recertification of the Taser device, through the department's POWER DMS site. The incorporating of Taser recertification training onto Power DMS, is the first step in routing as much training as possible through DMS.
- All current FTOs have attended Basic FTO as of the end of 2010.
- The training unit is currently developing and writing a unit SOP.

Total Training Hours

5374 Total Man Training Hours

Dispatch

During 2010 we had 46,678 CAD calls for service. Of those 2,190 were 911 calls and 18,948 were traffic stops. We had 3,035 fire calls for service. Dispatchers also entered 23,342 citations into the In-code system.

- All dispatchers went through fire training and were given a tour of all fire department facilities
- All training programs were updated
- All newly hired dispatchers have been through the NECI 9-1-1 basic certification course
- Dispatch SOP was updated and submitted for approval

Fleet

- In 2010 the Gallatin Police Department purchased four 2010 Dodge Charger patrol units to supplement the patrol fleet in an effort to maintain the fleet maintenance and surplus plan.
- The department transferred one 2003 Ford Taurus to the Mayor's office and one 1999 Ford Crown Victoria to the City Codes Department.
- The department received a 1998 Dodge Ram pickup truck from the City Codes Department.
- The department purchased 3 vehicles from State Surplus: 1 Ford Taurus and 2 Chevy Impalas.
- The department sold a total of 6 vehicles and 2 bikes on GovDeals.com

Information Technology

- Implemented 2 Gigabit switches
- The department successfully piloted and deployed the Titan Crash Report System. This was accomplished in conjunction with the Tennessee Highway Patrol.
- Started deploying e-citation
- Started rebuilding website
- Gang Database implemented
- Bought and implemented FirstVu cameras
- Purchased and installed cameras on the Greenway

IT's main project for the year was to buy and implement 2 gigabit switches. We upgraded from two 100MB switches. These devices connect the Police Department to City Hall through a faster connection. By going this route it should allow us room for expansion and certainly less of a bottleneck between the Police Department and City Hall. Also, by making this change it will allow more backbone for use to be able to relocate more servers over to City Hall centralizing our datacenter.

Our other main project was/is e-citations. We are currently conducting the Pilot phase of this program. As of today it has been rolled out to 3 officers and will soon be rolled out to more.

Our website is a good working website, but it is a little static so IT took on the task of redesigning it. We have only started this process and hope to finish it this next year. Once done there should be quite a bit more interactivity.

For some time now there has been a need for an intelligence website for our gang activity. This year, with the assistance of Sgt. Jeff Wright, this site became a reality. We query our RMS database and maintain all of the pertinent information in our RMS but publish it on a secure website hosted by our servers. This information will eventually be available to other agencies.

We have been trying to locate a video solution for our motorcycle officers. This year we purchased Digital Ally FirstVu cameras to be used by them. These have only been implemented recently so there is no clear way to know how well they will work, but they are ruggedized and use a version of software that we currently already use.

Through a JAG grant the Police Department was able to purchase 2 watch boxes, which are fully self contained camera systems that can be monitored by the use of an air card for the Greenway. These are being monitored by Dispatch 24 hrs a day, 7 days a week.

General Sessions Court Liaison

This position was established in December of 2009. One of the main focal points of this position was to decrease overtime spending by preventing officers from having to attend court on first setting cases. Since January 1, 2010, Officer Lawson has attended General Session's Court on 3,476 cases of which 761 were drug related. Of those 3,476 cases, 1,683 were guilty convictions and over \$50,000 has been ordered in contributions to the Gallatin Police Department Drug Fund this year. Officer Lawson has issued 307 subpoenas through Power-DMS for officers to appear in court for not guilty trials. With the development of this program this department and Officer

Lawson have developed a close working relationship with ICE which has resulted in 16 illegal immigrants being deported.

Officer Lawson has recently started entering case dispositions into RMS. This allows for the officers to keep track of their cases easier. In addition to entering dispositions Officer Lawson also assists the Evidence Department with researching previous case dispositions in an effort to help monitor and track destruction of evidence in a timely manner. Officer Lawson also assists with any/all administrative duties within the Technical Service Department such as Crime Prevention events, Shop with a Cop, background investigations, etc.

This position has allowed for:

- Reduction in overtime
 - *2009-\$18,975 - 2010-\$9,083 = 52% reduction*
 - *2009-612 hours - 2010-293 hours = 51% reduction*
- Better communication between GPD , the DA's office and defense attorney's
- Better accounting of contributions to the drug fund
- Ease of tracking criminal case dispositions

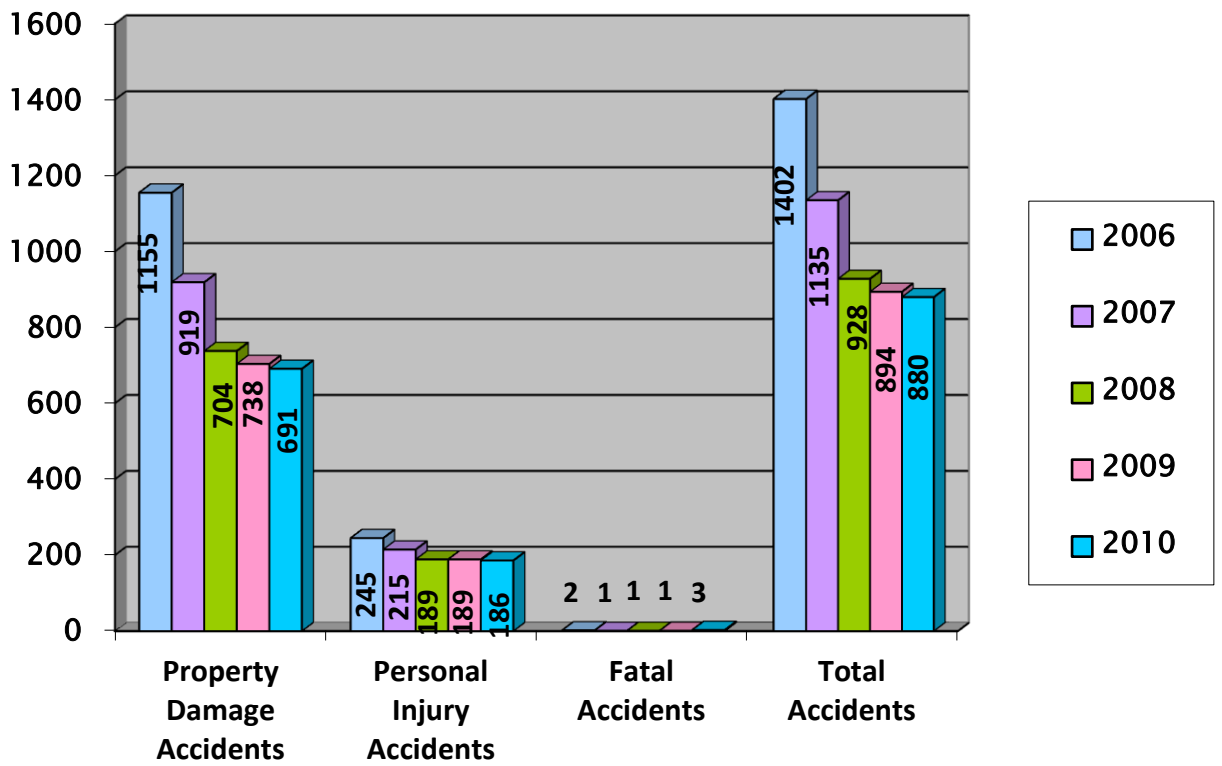
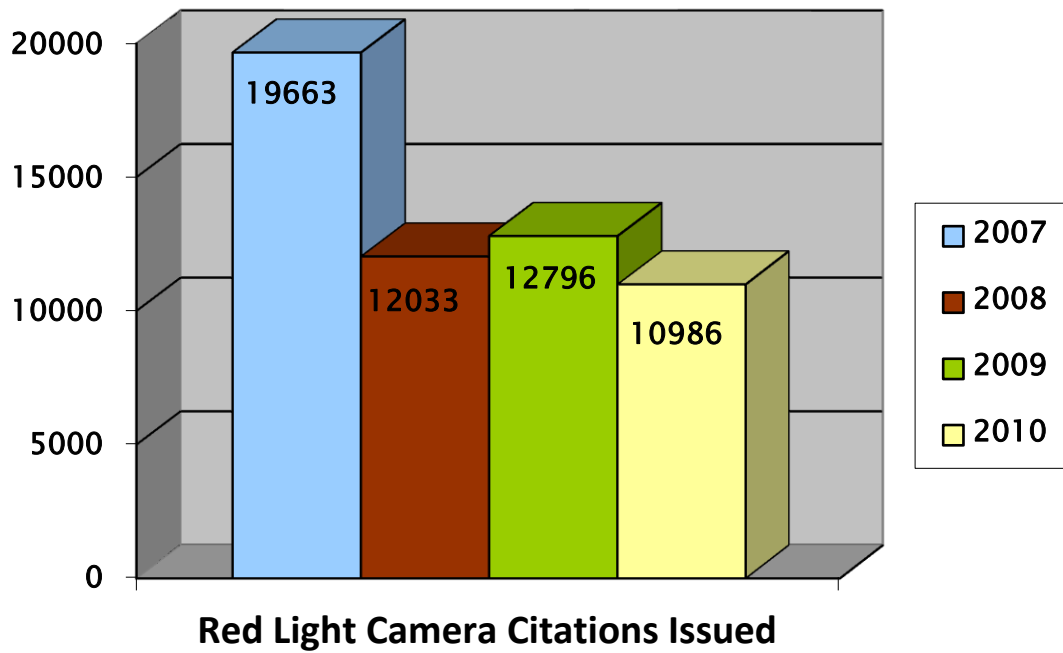
Professional Standards

Internal Affairs

During 2010 there were 28 citizen complaint and internal investigation files opened. 14 of these investigations were sustained. 9 complaints were determined to be unfounded. 2 employees resigned their employment with the city. 1 complaint was withdrawn by the complainant. 1 fitness for duty review was conducted on one employee and at the time of this report 1 investigation was still open. Of the 14 sustained investigations, disciplinary action was taken on the employees ranging from oral reprimand to 2 employees being terminated.

Automated Camera Enforcement System

In 2010, the Automated Camera Enforcement System issued 10,986 Notices of Violation. This is down 14% from 12,796 issued in 2009. The reduction in issuance is in part due to the intersection at Big Station Camp being off line for construction–realignment of the intersection. Of those issued, 2178 were unpaid (518 were undeliverable), and 9297 violations were paid. Undeliverable notices are sent to collections to research new addresses and new notices are sent. Violations paid in 2010 resulted in a total gross revenue of \$489,815.00 compared to \$549,016 in 2008 of which the city of Gallatin gained a net of approximately \$196,960.50 in 2010. The result of this program has been a success in changing the driving behaviors of the motoring public in Gallatin, reflected in the overall reduction of violations notices issued since the program inception in 2006 and more importantly in the continued reduction of accidents as shown in the two following graphs. These reductions represent an overall reduction in accidents of **37.2% over the five year period from 2006 to 2010**. Of particular significance is a reduction in injury accidents of **24.1% over the five year period from 2006 to 2010**.



CALEA

The department finished the first year of our re-accreditation cycle. As per CALEA standards, all policies and procedures outlined in the General Orders were reviewed and updated or deleted as needed. Information was obtained related to the new State of Tennessee Accreditation Program and is being reviewed as an option for the department in addition to the CALEA accreditation.

In concert with the accreditation process, standard operating procedures are being developed for Internal Affairs and Media Relations.

Grants

The department received two grants for 2010. The first grant was a JAG grant for a total of \$13,841. These funds were used to purchase surveillance equipment for the Criminal Investigations Division and to provide security measures, cameras, wireless equipment and monitoring equipment for the City of Gallatin Greenway. The second grant was from the Bulletproof Vest Partnership. This grant was for a total of \$23,974 and the monies help purchase new bulletproof vests for new officers and to replace old vests.

Media Relations

Approximately 60 press releases were issued to the media during the year. Topics ranged from natural disasters such as the May 2010 flooding, the bank robbery in March that resulted in the death of both robbers, to the department's National Night Out Against Crime event. Lt. Novitsky and Sgt. Storment completed on-line training related to media relations to update their skills.

Criminal Investigations Division

Introduction

The purpose of this document is to provide an overview of the Gallatin Police Department Criminal Investigations Division/V.I.C.E./Evidence and Crime Analysis. The goals and objectives for the division are to conduct thorough investigations, conduct relentless follow-ups on all leads in a timely manner and to conduct as many effective interviews to obtain omissions and confessions as possible to assist in prosecutions.

CID investigated a total of 433 cases during 2010; of all cases investigated the unit had a 65% clearance rate with a closure rate of 70%. A total of 301 cases closed, a total of 282 cases cleared. The unit made a total of 217 arrests with 346 total counts. Criminal Investigators, VICE unit and Crime Scene Investigators responded to 217 call outs during the year. These call outs consisted of both VICE and CID cases and assisting with calls for service, as either main investigators or assistant investigators. Crime Scene Unit has responded and processed 164 crime scenes. Investigators conducted 437 suspect Interviews for 2010 and a totaled of 684 other interviews.

Closure Rate 70%

Clearance Rate 65%

Evidence

Evidence has entered and bar-coded 4,290 items of evidence and disposed of 984 items of evidence according to department policy. Evidence received 32 vehicles into the impound lot, 14 of the vehicles have been sold on govdeals.com. All awarded items sold on govdeals.com totaled \$34,252.05. All cash received through evidence is deposited into an account for un-awarded money, the total amount deposited to this

account for 2010 was \$22,422.44. Total amount deposited to the awarded Drug Fund account was \$64,047.02, which included the monies from items sold on govdeals.com. 1,931 cases reviewed for disposition. Annual inventory of the evidence room was conducted in April 2010.

➤ VEHICLES SOLD ON GOVDEALS.COM	14
➤ DEPOSITED TO DRUG FUND	\$64,047.02
➤ GOVDEALS.COM	\$34,525.05
➤ AWARDED/COURT ORDERED	\$ 2,952.97
➤ DEPOSITED TO UNAWARDED ACCT	\$22,422.44
➤ AUCTION SURPLUS	\$ 3,200.00

From 2005 the division has conducted a total of 899 CVSA examinations. A total 151 pre-employment exams and a total of 44 internal investigation examinations; the division has also conducted 44 examinations for outside agencies. In 2010 the division conducted:

- 149 Investigative CVSA for criminal offenses.
- 5 Internal Affairs.
- 3 for Outside Agencies.
- 25 for Pre-Employment.

The AFIS (Automate Fingerprint Identification System) Machine has been used to scan and submit several prints. Although not many positive matches have been made on cases, 49 cases have been submitted to AFIS with identifiable prints. The prints are submitted to AFIS computer and added to the unsolved latent files. If and when a suspect is printed and his/her prints are submitted to AFIS there could be an identification hit by the unsolved latent files. NOTE: In the calendar year of 2010, that AFIS computer had crashed and the system had to be replaced. In addition the dial up modem and LSA had to be replaced several times.

VICE UNIT

In 2010 the VICE Unit conducted several narcotics related investigations that led to the seizure of various narcotics, and several arrests. This Unit also conducted several specialized operations that included underage alcohol buys, prostitution stings and two Felony Warrant Round-Ups. The Unit also assisted the 18th Judicial District Drug Task Force and the Patrol division of this department.

- Initiated 73 Cases
- 46 Arrests made from initiated cases
- Conducted 14 Operations
- 58 Arrests made from Operations
- Conducted 12 Search Warrants
- 16 Arrests made from Search Warrants
- Total of 5 vehicle's seized
- Total of \$8,275.91 in U.S. Currency seized of Drug Money
- Attended 480 hours of Narcotic/Gang related training

Crime Analysis

During 2010 the Crime Analysis Unit continued to publish weekly crime bulletins, although they went to biweekly. The bulletin includes the year to date statistics for the top eight crime analysis crimes as well as an "analysis of the week" on one particular crime type, or a particular zone. There were 19 of these bulletins published this year. In addition, the crime analysis unit also does special reports such as a report for a crime series, or a particular address comparison. During 2010, crime analysis did 12 of these crime/special reports.

Sex Offender Registry

At the end of 2010 the Gallatin Police Department has 31 registered sex offenders that we actively monitor. These are offenders whose primary address is in the city limits of Gallatin. Additionally we have 8 offenders that have secondary addresses in Gallatin,

work in Gallatin, or attend school here. Of our current 31 active offenders, 16 (52%) are classified as violent offenders. These offenders report quarterly rather than annually.

We conducted 33 home visits throughout 2010 to verify the addresses given for registered offenders. A home visit door tag was created and implemented in 2010 for verification that a visit was done when no one is home at the time of the visit. Offenders are given 48 hours to call in and speak with their monitoring officer to confirm residence. During 2010 we charged 6 sex offenders for felony violation of the TN sex offender registry. Two of the arrested offenders moved into Gallatin from out of state and did not report.

We collected annual fees from 31 offenders during 2010 for a total of \$4,650. Of this, TBI received \$1,550 and we received \$3,100. Offenders that are incapacitated are not required to pay fees. Offenders that are in jail do not pay fees while incarcerated.

During 2010 four of our registered sexual offenders met the requirements of the registry and applied for and were granted removal from the Tennessee sex offender registry. Additionally, one of our offenders was deported by ICE during 2010 and one of our offenders deceased.

Records Division

- A total of 11,620 reports were entered. Break down by type of report DMV-880 Arrest-3,738, Offense-3,504, FI- 924, and Supplement reports- 2,574.
- Research was made in reference to R-84 Disposition Cards. It was learned that Sumner County General Sessions Court began reporting court dispositions electronically to TBI as of October 2009. This process meets the requirements of TCA 8-4-115, the completed R-84 Disposition Cards submitted by the local law enforcement agency are no longer required for General Sessions dispositions.
- Dispositions were added to 2007 and 2008 green disposition forms
- Records SOP completed
- The Compstat process was reviewed and streamlined.

- Assisted officers with training to enter reports directly into RMS, assisted with training manual.
- Completed annual TIBRS training as required by the State.
- Two personnel attended Level 1 Crystal Report Training

Archiving Reports

- A total of 30, 237 reports were scanned into LaserFiche

Use of Force Analysis

1. Number of Use of Force Occurrences by year Comparison:

<u>Year</u>	<u>#</u>	<u>Arrests</u>	<u>%</u>
2009	32	5387	.59%
2010	35	5125	.68 %

2. Number of Use of Force Occurrences by Patrol Squad Assignment

A Squad (0600-1800).....	01
B Squad (0600-1800).....	05
C Squad (1800-0600).....	18
D Squad (1800-0600).....	11
Traffic.....	00
CID/VICE.....	00

3. Number of Use of Force Occurrences by Month

January.....	02	July.....	06
February.....	02	August.....	05
March.....	04	September.....	01
April.....	03	October.....	01
May.....	01	November.....	03
June.....	00	December.....	07

4. Number of Use of Force Occurrences by Day of Week

Sunday.....	07
Monday.....	05
Tuesday.....	04
Wednesday.....	04
Thursday.....	03
Friday.....	02
Saturday.....	10

5. Number of Use of Force Occurrences by Time of Day

0600-1800.....10
1800-0600.....25

6. Number of Use of Force Occurrences by Patrol Zones

Zone 1.....03 Zone 5.....05
Zone 2.....06 Zone 6.....02
Zone 3.....07 Zone 7.....00
Zone 4.....09 Outside City.....03

7. Number of Use of Force Occurrences by Race

African American.....11
Hispanic.....03
Caucasian.....19
Other Race.....02

8. Number of Use of Force Occurrences by Gender

Male.....31
Female.....02
Animal02

9. Types of Use of Force Used

Taser.....17 Drive Stun.....12
Firearm.....05 Hard-hand.....01
Chemical Spray.....07 Projectile Chemical.....00
K-9.....03 Asp.....00

**This total is indicative of actual uses compared to actual incidents.

10. Number of Use of Force Occurrences resulting in Injury

Injury to Suspects.....07
Injury to Officer.....04
Death to Suspects01

- The number of departmental arrests in 2010 decreased by 262 incidents (5387 to 5125) which was a 4.87% overall decrease in arrests. This analysis reveals three (3) more use of force incidents than in 2009. The percentage of arrests which involved use of force increased to .68% in 2010 compared to .59% in 2009. In 2010, there was a fatal shooting incident of a suspect which occurred during a bank robbery. An extensive investigation revealed that this was a justifiable homicide on the part of the officers involved.
- Members of the Command Staff and Use of Force Review board reviewed all use of force reports which were found to be in compliance with departmental policies and procedures. The highest number of use of force incidents by an officer were five, with the next closest being three different officers having four incidents each. No unusual trends were identified that would suggest a problem with any individual officer or with the department's policy.
- The day shifts (A & B) were responsible for 28.6% of the use of force incidents reported. The night shifts (C & D) were responsible for 71.4% of the use of force incidents reported.
- All officers received use of force training in both policy and practical simulations during the annual in-service in the areas of firearms, less than lethal weapons, and defensive tactics.

PURSUIT ANALYSIS 2010

1. Total Pursuits:

The Gallatin Police Department was involved in eight (8) vehicle pursuits in 2010. This is a 25% increase from the six (6) pursuits the department was involved in during 2009.

2. Crashes Involving Pursuits:

Four (4) of the pursuits resulted in a crash. A Police department unit sustained damage in one of these four (4) pursuits (bank robbery), but no police department personnel received injuries as a result of these pursuits. All four (4) of the pursuits involving a crash resulted in damage to the suspect vehicle. One (1) of the pursuits resulted in injuries to the third parties (2) ranging from minor to a broken bone.

3. Results:

Three (3) of the eight (8) vehicle pursuits were terminated. The pursuits were terminated by the supervisor in charge once (1) and by the pursuing officer twice (2). The one pursuit resulted in the driver (passenger caught) eluding police without being apprehended, but he was later identified and warrants were obtained. One (1) of the eight (8) pursuits included a deployment of Stop Sticks by an officer (Sgt Pickard SCSO deployed); the deployment was successful in deflating the front left tire. Sgt. Dixon attempted to deploy the strips on another pursuit, but was unsuccessful in the deployment.

4. Pursuits by Day of the Week:

Sunday	(2)
Monday	(1)
Tuesday	(1)
Wednesday	(1)
Thursday	(1)
Friday	(1)
Saturday	(1)

5. Pursuits by Month of the Year:

January	(0)
February	(2)
March	(2)
April	(0)
May	(0)
June	(0)
July	(0)
August	(2)
September	(1)
October	(0)
November	(1)
December	(0)

6. Pursuits by Time:

0000-0100	(4)
0100-0200	(1)
0300-0400	(1)
0400-0500	(1)
1400-1500	(1)

7. Pursuits by Squad:

A Squad – (S) S,M,T Day Shift	(0)
B Squad – W,T,F (S) Day Shift	(1)
C Squad – (S) S,M,T Night Shift	(4)
D Squad – T,F,S (S) Night Shift	(3)

8. Supervisors Allowing and/ or Discontinuing Pursuits:

	Allow	Discontinue
Strope/ McFadden	(0)	(0)
Woodard/ Shockley	(1)	(0)
Stinson/ Tinker	(4)	(2)
Dixon/ Wright	(3)	(2)

9. Officers Initiating Pursuits:

Barker	(1)
Myers	(1)
Renz	(2)
Tinker	(1)
Vines	(1)

10. Reason for Pursuits:

Traffic Violations	(4)
Criminal Activity	(3)
Suspected DUI	(1)
Calls for Service	(0)
Assisted Other Agency	(0)

11. Policy Followed:

Policy requires each pursuit to be reviewed by a Patrol Division Lieutenant and then forwarded to the Pursuit Review Committee for review and findings. All information is then forwarded to the Patrol Division Commander for review. No policy violations were found during the critique and review process for all eight (8) pursuits that took place during the calendar year of 2010.

12. Policy Review / Annual Training:

After reviewing these pursuits, the Gallatin Police Department’s policy on vehicle pursuits is determined to be current and up to date and does not need to be revised at this time. Training on emergency vehicle operations and the departmental policy pertaining to pursuits will be conducted annually, per state requirements, with all sworn personnel during the department’s annual police in-service.